

BALDOR® • RELIANCE 

Product Information Packet

EJMM3611T-5

3HP,1760RPM,3PH,60HZ,182JM,3632M,TEFC,F1

Part Detail							
Revision:	B	Status:	PRD/A	Change #:		Proprietary:	No
Type:	AC	Elec. Spec:	36WGS582	CD Diagram:	CD0006	Mfg Plant:	
Mech. Spec:	36H017	Layout:	36LYH017	Poles:	04	Created Date:	08-17-2015
Base:	RG	Eff. Date:	05-10-2016	Leads:	3#16		

Specs			
Catalog Number:	EJMM3611T-5	Inverter Code:	Inverter Ready
Enclosure:	TEFC	KVA Code:	K
Frame:	182JM	Lifting Lugs:	No Lifting Lugs
Frame Material:	Steel	Locked Bearing Indicator:	Locked Bearing
Output @ Frequency:	3.000 HP @ 60 HZ	Motor Lead Quantity/Wire Size:	3 @ 16 AWG
Synchronous Speed @ Frequency:	1800 RPM @ 60 HZ	Motor Lead Exit:	Ko Box
Voltage @ Frequency:	575.0 V @ 60 HZ	Motor Lead Termination:	Flying Leads
XP Class and Group:	None	Motor Type:	3632M
XP Division:	Not Applicable	Mounting Arrangement:	F1
Agency Approvals:	CSA	Power Factor:	75
	CSA EEV	Product Family:	General Purpose
	UR	Pulley End Bearing Type:	Ball
Auxillary Box:	No Auxillary Box	Pulley Face Code:	C-Face
Auxillary Box Lead Termination:	None	Pulley Shaft Indicator:	Tapped & Key
Base Indicator:	Rigid	Rodent Screen:	None
Bearing Grease Type:	Polyrex EM (-20F +300F)	RoHS Status:	ROHS COMPLIANT
Blower:	None	Shaft Extension Location:	Pulley End
Current @ Voltage:	3.300 A @ 575.0 V	Shaft Ground Indicator:	No Shaft Grounding

Design Code:	B	Shaft Rotation:	Reversible
Drip Cover:	No Drip Cover	Shaft Slinger Indicator:	Shaft Slinger
Duty Rating:	CONT	Speed Code:	Single Speed
Electrically Isolated Bearing:	Not Electrically Isolated	Motor Standards:	NEMA
Feedback Device:	NO FEEDBACK	Starting Method:	Direct on line
Front Face Code:	Standard	Thermal Device - Bearing:	None
Front Shaft Indicator:	None	Thermal Device - Winding:	None
Heater Indicator:	No Heater	Vibration Sensor Indicator:	No Vibration Sensor
Insulation Class:	F	Winding Thermal 1:	None
		Winding Thermal 2:	None

Nameplate NP3441L										
CAT.NO.	EJMM3611T-5									
SPEC.	36H017S582G1									
HP	3									
VOLTS	575									
AMP	3.3									
RPM	1760									
FRAME	182JM				HZ	60		PH	3	
SER.F.	1.15		CODE	K		DES	B		CL	F
NEMA-NOM-EFF	89.5		PF	75						
RATING	40C AMB-CONT									
CC	010A				USABLE AT 208V					
DE	6207				ODE	6205				
ENCL	TEFC		SN							
VPWM INVERTER READY										
CT6-60H(10:1)VT3-60H(20:1)										

Parts List		
Part Number	Description	Quantity
SA306417	SA 36H017S582G1	1.000 EA
RA293662	RA 36H017S582G1	1.000 EA
36FN3000C01SP	EXFN, PLASTIC, 5.25 OD, .912 ID	1.000 EA
36CB3004	36 CB CASTING W/1.09 DIA LEAD HOLE @ 6:0	1.000 EA
36GS1000SP	GASKET-CONDUIT BOX, .06 THICK #SV-330 LE	1.000 EA
51XB1016A08	10-16X 1/2HXWSSLD SERTYB	2.000 EA
11XW1032G06	10-32 X .38, TAPTITE II, HEX WSHR SLTD U	1.000 EA
HW3001B01	BRASS CUP WASHER, FOR #10 SCREW	1.000 EA
36EP3104A04	FR ENDPLATE, FOR ROUTING	1.000 EA
HW4500A01	1641B(ALEMITE)400 UNIV, GREASE FITT	1.000 EA
HW4500A17	317400 ALEMITE GREASE RELIEF	1.000 EA
HW5100A05	WVY WSHR F/205 & 304 BRGS	1.000 EA
36PE3405T03	PUEP ASSEMBLY FOR ROUTING PURPOSES	1.000 EA
HW4500A01	1641B(ALEMITE)400 UNIV, GREASE FITT	1.000 EA
HW4500A17	317400 ALEMITE GREASE RELIEF	1.000 EA
10XN2520A24	1/4-20X 1 1/2 HEX HD X	4.000 EA
HW1001A25	LOCKWASHER 1/4, ZINC PLT .493 OD, .255 I	4.000 EA
51XB1214A16	12-14X1.00 HXWSSLD SERTYB	1.000 EA
36FH4009A103	IEC FH GREASER W/PRIMER	1.000 EA
51XW1032A06	10-32 X .38, TAPTITE II, HEX WSHR SLTD S	3.000 EA
36CB4516	36 LIPPED CB LID - GALVANNEAL	1.000 EA
37GS1001SP	GASKET, CONDUIT BOX LID, .06 THICK LEXID	1.000 EA
51XW0832A07	8-32 X .44, TAPTITE II, HEX WSHR SLTD SE	4.000 EA
HA1005A07	SLINGER, OD 2.25, ID 1.344, 307 BRG	1.000 EA

Parts List (continued)		
Part Number	Description	Quantity
HW2501D13	KEY, 3/16 SQ X 1.375	1.000 EA
HA7000A01	KEY RETAINER 7/8" DIA SHAFT	1.000 EA
85XU0407S04	4X1/4 U DRIVE PIN STAINLESS	2.000 EA
MJ1000A02	GREASE, MOBIL POLYREX EM - 124047	0.050 LB
HA3101A25	THRUBOLT 1/4-20 X 11.000 OHIO ROD	4.000 EA
MG1000Y03	MUNSELL 2.53Y 6.70/ 4.60, GLOSS 20,	0.022 GA
LB1119N	WARNING LABEL	1.000 EA
LC0006	CONNECTION LABEL	1.000 EA
NP3441L	ALUM SUPER-E VPWM INVERTER READY UL	1.000 EA
G7PA1000	PKG GRP, PRINT PK1034A06	1.000 EA
MN416A01	TAG-INSTAL-MAINT no wire (1200/bx) 3/19	1.000 EA

AC Induction Motor Performance Data

Record # 32437 - Typical performance - not guaranteed values

Winding: 36WGS582-R001	Type: 3631M	Enclosure: TEFC
-------------------------------	--------------------	------------------------

Nameplate Data				575 V, 60 Hz: Single Voltage Motor	
Rated Output (HP)	3			Full Load Torque	8.88 LB-FT
Volts	575			Start Configuration	direct on line
Full Load Amps	3.3			Breakdown Torque	33.9 LB-FT
R.P.M.	1760			Pull-up Torque	19.5 LB-FT
Hz	60	Phase	3	Locked-rotor Torque	23 LB-FT
NEMA Design Code	B	KVA Code	K	Starting Current	25.9 A
Service Factor (S.F.)	1.15			No-load Current	1.9 A
NEMA Nom. Eff.	89.5	Power Factor	75	Line-line Res. @ 25°C	6 Ω
Rating - Duty	40C AMB-CONT			Temp. Rise @ Rated Load	40°C
S.F. Amps				Temp. Rise @ S.F. Load	48°C
				Locked-rotor Power Factor	43
				Rotor inertia	0.289 LB-FT ²

Load Characteristics 575 V, 60 Hz, 3 HP

% of Rated Load	25	50	75	100	125	150	S.F.
Power Factor	33	54	67	75	79	82	77
Efficiency	80.5	87.7	89.5	89.5	88.9	87.6	89.1
Speed	1791	1782	1772	1762	1750	1738	1755
Line amperes	2.03	2.34	2.77	3.34	3.97	4.66	3.72

Performance Graph at 575V, 60Hz, 3.0HP Typical performance - Not guaranteed values

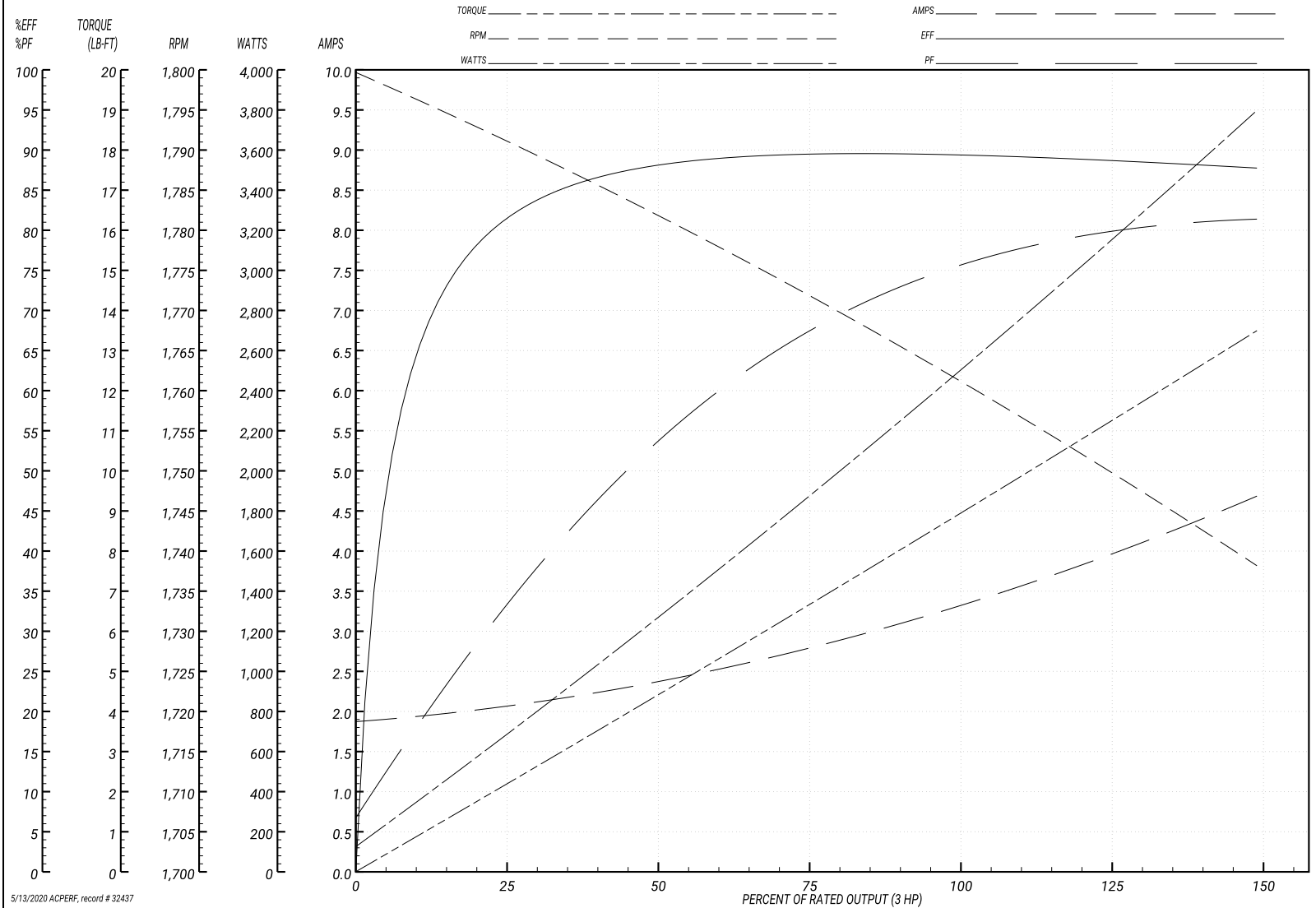
ABB Motors and Mechanical Inc.

WINDING # 36WGS582

Typical performance - not guaranteed values.

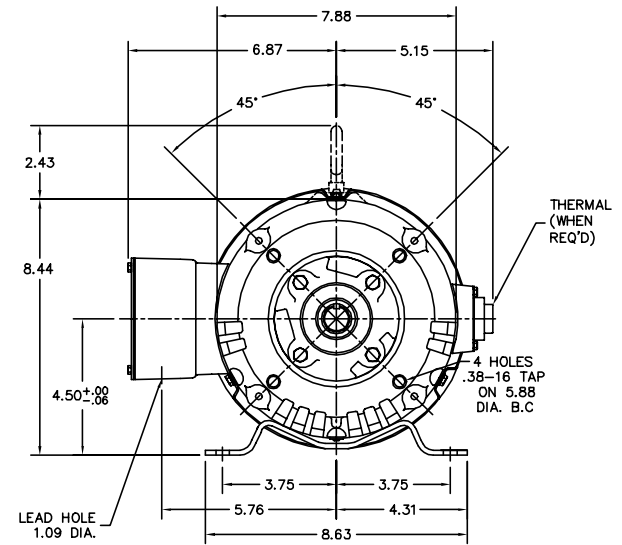
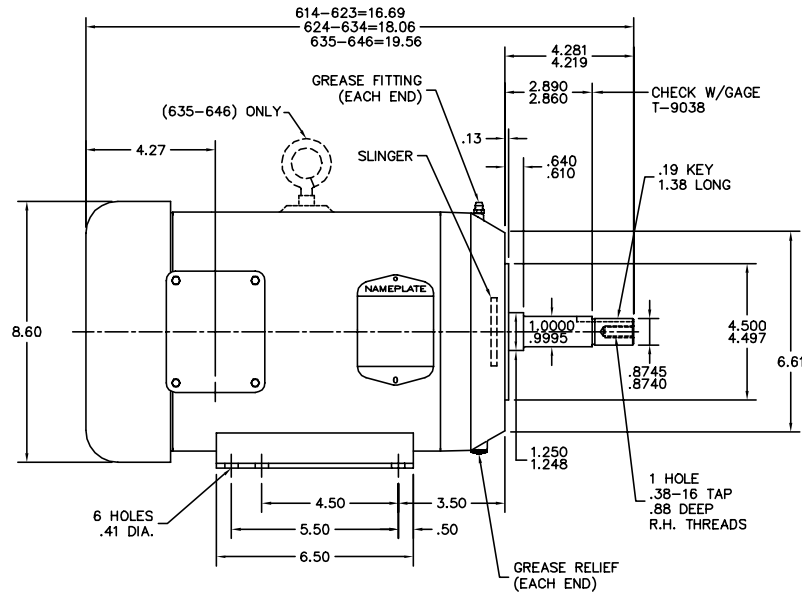
3 HP 3 PH 60 HZ 1760 RPM 575 V 3631M

TORQUES(LB-FT): PO=33.9 PU=19.5 LR=23 LRA=25.9



5/13/2020 ACPERF, record # 32437

36LYH017



CUSTOMER IS RESPONSIBLE FOR DETERMINING THAT MOTOR PERFORMANCE IS SUITABLE IN THE APPLICATION.

REV. DESC: ADDED KOBX LEAD HOLE DIM			
REV. LTR: M	BY: RMP	REVISED: 07:25:39 09/09/2004	TDR: 342770
FILE: AAA00004174		REF: 36LYH017	
MTL: -			

BALDOR ELECTRIC Co.

STD HORZ 182-4JM TEFC 36M

36LYH017

CD0006



NOTES:

1. THREE LEAD MOTOR MAY BE EITHER WYE CONNECTED OR DELTA CONNECTED.
2. INTERCHANGE ANY TWO LINE LEADS TO REVERSE ROTATION.
3. OPTIONAL THERMOSTATS ARE PROVIDED WHEN SPECIFIED.
4. ACTUAL NUMBER OF INTERNAL PARALLEL CIRCUITS MAY VARY.
5. LEAD COLORS ARE OPTIONAL. LEADS MUST BE NUMBERED AS SHOWN.

CD0006

REV. DESC: ADD CLASS CONN00000007		
REV. LTR: E	VERSION: 01	TDR: 000001099922
FILE: \AAA\00005\141	REVISED: 10:24:49 02/19/2019	BY: ENBRIRO
MTL: -		

BALDOR - RELIANCE®

3PH, SV, 3 LEADS, WYE OR DELTA CONNECTED

SH 1 of 1